



Granatelli Motor Sports, Inc. - 1000 Yarnell Place - Oxnard, CA 93033-2454
 805-486-6644 (Phone) - 805-486-6684 (Fax) - Hours: M-F 8AM-5PM (PST)



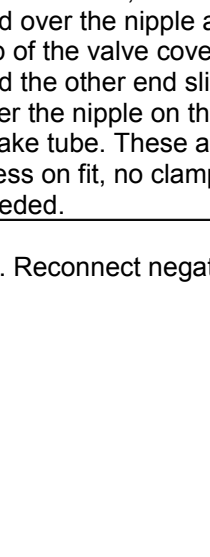
http://www.granatellimotorsports.com/pages/contact_us.html-
techsupport@GranatelliMotorSports.com

Ford 2005-2010 Mustang Cold Air Induction System Installation Instructions - P/N GM-410040

Thank you for purchasing Granatelli Signature Series cold air induction system. Like all Granatelli Motor Sports products, great pride and precision craftsmanship went into making these parts.


<p>1. Disconnect your negative battery cable</p>	<p>2. Sliding the red safety tab backward, unplug your factory mass airflow sensor. Depress the black and slide the connector from the sensor itself.</p>	<p>3. Remove the breather tube from both the stock air intake and the valve cover; you will no longer be using this piece.</p>
<p>4. Remove the 10mm bolt holding the stock air box to the inner fender. Be sure to keep track of this bolt, as you will be reusing it later (step 7).</p> <p>5. Loosen the hose clamp holding the stock air inlet tube to the throttle body.</p>	<p>6. Remove complete air intake assembly from the engine bay.</p>	<p>7. Place the Granatelli heat shield in the approximate location that the factory air box was. This is where you will be reusing the bolt from step 4 to mount the heat shield.</p>

8. At the opposite end of the heat shield you will find the small hole in the plastic. Using the supplied zip tie, mount the heat shield to the nearest ABS brake line.

		
<p>9. Place the supplied silicon sleeve around the oval throttle body side of the Granatelli intake tube.</p> <p>10. Slide both of the supplied large hose clamps over the silicon sleeve. One hose clamp will be used to attach the silicon sleeve to the intake tube and the other will be used to tighten the sleeve to the throttle body.</p>	<p>11. Place the Granatelli air intake assembly into the approximate location in the engine bay with the air filter end inside the heat shield area. Slide the silicon sleeve over the throttle body. Use the hose clamp to tighten the air intake tube securely to throttle body. Note: Make sure hose clamps go in the same direction to ensure a cleaner look.</p>	<p>12. Place the air filter clamp over the air intake tube, followed by the air filter itself. Use the clamp to tighten the filter into place.</p>

		
<p>13. Using the supplied breather tube, slide one end over the nipple at the top of the valve cover, and the other end slides over the nipple on the air intake tube. These are a press on fit, no clamps needed.</p>	<p>14. Located the supplied Mass Air Flow Sensor Jumper Harness.</p>	<p>15. Attach the female end to the factory installed Mass Air Flow Sensor. Plug the side with the billet end into the engine harness. There is no need for additional brackets; the system was designed to support itself.</p>

16. Reconnect negative battery terminal and enjoy your new horsepower!!!



Note: In 2010 Model Mustangs, the power steering reservoir (pointed in red), is located in the area pointed to by the green arrow. All that needs to be done is to unbolt the power steering reservoir, and bolt it back onto the fan shroud, like in the picture.

LIMITED WARRANTY:

Granatelli Motor Sports warrants that all products shall be free from defects in materials and/or workmanship for ninety days from the date of purchase (except in-tank and in-line fuel pumps purchased at dealer or wd prices as these items have no warranty and roller rocker arms which have a 12-month limited warranty). The following requirements and exclusions apply: (1) You must be the original purchaser and must complete the warranty registration form (located at www.GranatelliMotorSports.com/warranty.asp) and return the defective product within 10 days after the expiration of the product warranty. Failure to do so voids all warranty, either express or implied set forth herein. (2) You must reside in the United States or Canada and use the product as described in the warranty registration. (3) The product must not have been altered, disassembled, modified, or converted for any other use than intended by Granatelli Motor Sports. (4) The product, or any part thereof, is not used in accordance with the operating parameters specified by Granatelli Motor Sports (5) The product or any part thereof is damaged or rendered unserviceable due to negligence, vandalism, theft, fire, debris, flood, Act of God, or other peril, malfunction of equipment, or by any cause within the Customer's control. (6) The serial number (if applicable) must not have been altered or removed. The extent of Granatelli Motor Sports' liability under this warranty shall be limited to the prompt correction or replacement, at Granatelli Motor Sports' option and at no cost to the customer other than return shipment, of any defective part of the product determined to be necessary by Granatelli Motor Sports. This only applies if written Granatelli Motor Sports received notice of the claimed defect prior to expiration of the warranty period. All warranties of merchantability and fitness for a particular purpose are expressly excluded. The duration of any and all implied warranties is limited to the duration of this express warranty. All incidental and consequential damages including but not limited to loss profits even if it has been advised of the possibility of such damages are hereby excluded. Regardless of the form of the claim, Granatelli Motor Sports liability for any damages to the customer for such product is limited to the guidelines herein. This stated, expressed warranty is in lieu of all liabilities or obligations of Granatelli Motor Sports for damages arising out of or in connection with delivery, use or performance of the product. This warranty cannot be amended or changed by any Granatelli Motor Sports representative, employee, or agent and any promises inconsistent with this warranty are void and unenforceable against Granatelli Motor Sports. Some states do not allow limitations of incidental or consequential damages, so the above limitations or exclusions may not apply to you. This warranty gives you specific legal rights and you may have other rights that vary from state to state. Your sole remedy for the above warranties is the repair or replacement of the defective product only, at Granatelli Motor Sports' sole discretion.

RETURN POLICY:

Before you return a product for a warranty claim, contact our service department M-F 8AM-5PM (PST) at 805-486-6644 or techsupport@GranatelliMotorSports.com for an RGA number. No returns are accepted without a pre-approved RGA (return goods authorization). No returns on special orders, electrical items or after 90 days from date of original shipment. All returns must be safety packaged in original packaging (if available) and clearly marked with your RGA number on the top and two sides of the box. Please insure your shipment for full replacement value as lost, stolen or items damaged in shipment are not covered by our limited warranty.

We recommend using FedEx (www.FedEx.com) or UPS (www.UPS.com) for shipping. Lost, stolen or damaged items claims must be made by the customer and resolved by the freight company and not Granatelli Motor Sports. All returns may be subject to a restocking fee of up to 25%. The balance will be returned in the form of a company check or may be applied as credit towards another purchase.

PERFORMANCE CONSUMER'S BILL OF RIGHTS:

Legally, a vehicle manufacturer cannot void the warranty on a vehicle due to an aftermarket part unless they can prove that the aftermarket part caused or contributed to the failure in the vehicle (per the Magnuson Moss Warranty Act, www.GranatelliMotorSports.com/magnusonmoss.htm (15 U.S.C. 2302(C))). For best results, consider working with performance oriented dealerships with a proven history of working with customers. If your vehicle manufacturer fails to honor emission/warranty claims, contact EPA at (202) 260-2080 or www.epa.gov. If federal warranty protection is denied, contact the FTC at (202) 326-3128 or www.ftc.gov. For additional information, check out www.GranatelliMotorSports.com/TechSupport.htm.

Disclaimer:

Actual products may vary from photographs shown. For latest information, please call 805-486-6644 first. You can also check out our web site at www.GranatelliMotorSports.com. However, it may have not been updated at the time you actually view it. Therefore, we cannot guarantee the accuracy of the information on our web site. Granatelli Motor Sports is not responsible for any unintentional omissions or typographical errors and reserves the right to make changes to packages, services, operating procedures, colors, materials, features, specifications, part numbers, pricing and to discontinue any products and/or components at any time without prior notice. Some items shown are sold for off-road use only and/or racing use (not street legal) and not intended for use on public highways, customer assumes costs and liability for installation and use. Performance figures shown can vary considerably due to a variety of factors including but not limited to altitude, humidity, barometric pressure, outside temperature, vehicle age, state of vehicle tune, vehicle manufacturer engine tolerances, vehicle modifications, chassis and engine dyno calibration, chassis and engine dyno brand, etc.