

Prosport Inc.

EVO Series Oil Pressure

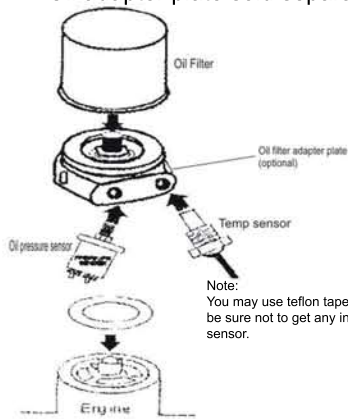
Green/White Display

-Optional
Oil adapter plate sold separately



Dimmer:
Use the supplied
Plastic "KEY"
to adjust the brightness
by turning it right to
brighten and left to dim.

Green
Orange
Black
White
Red



Wiring Instructions

Red Wire- 12v Accessory Power

White Wire- 12v Accessory Power

Black Wire- Ground

Orange Wire- 12v Headlight Switched Power
(This is a power source that only gets power when
headlights are on)

Green Wire- Runs to the "G" Terminal on the pressure sensor

Installing the sensor:

You will notice there are two terminal posts on the
pressure sensor. Oil pressure thread pitch is 1/8th NPT
It is suppose to become tighter when installing,

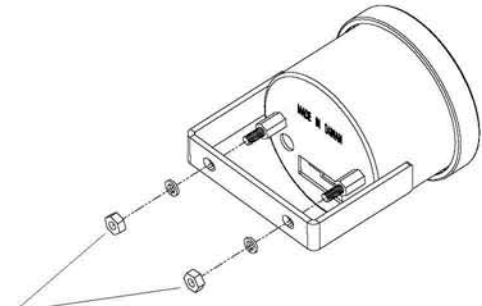
Please do not over tighten the sensor.

"G" is the signal wire (connect Green wire to "G")

"WK" is a ground. Please run a separate ground to this terminal

Lighting Options

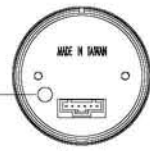
Day Time	Night Time	Installation
White	White	White-- Connect to acc. Power Orange-- Do not connect
Green	Green	White-- Do not connect Orange-- Connect to acc. Power
White	Green	White-- Connect to acc. Power Orange-- Connect to Headlight Switched Power White-- Connect to Headlight Switched Power
Green	White	Orange-- Connect to acc. Power



Do not over tighten bolts when
installing U bracket. Doing so will
cause damage to movement inside.

EVO Series Oil Temp and Water Temp

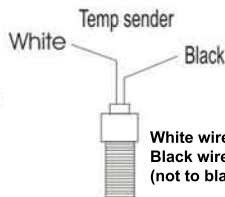
Green/White Display



Brightness
control switch

Dimmer:
Use the supplied
Plastic "KEY"
to adjust the brightness
by turning it right to
brighten and left to dim.

Green
Orange
Black
White
Red



Wiring Instructions

Red Wire- 12v Accessory Power

White Wire- 12v Accessory Power

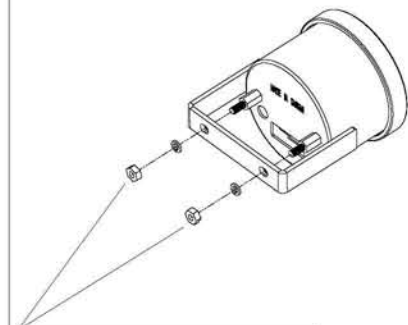
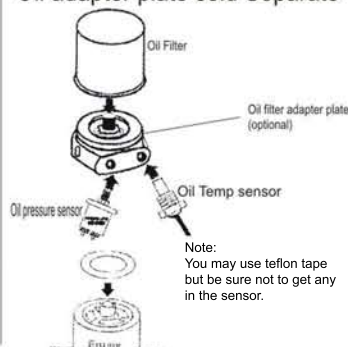
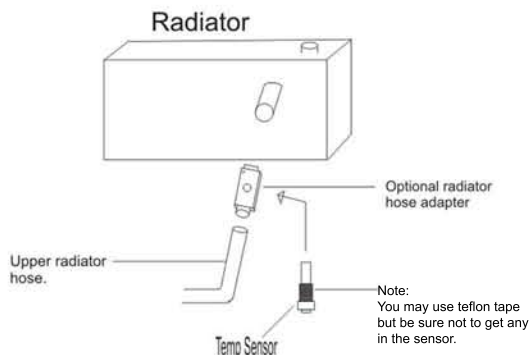
Black Wire- Ground

Orange Wire- 12v Headlight Switched Power
(This is a power source that only gets power when
headlights are on)

Green Wire- Run to the White wire on the sensor.

Temp sensor thread pitch is 1/8th NPT. It is suppose to become
tighter when installing. Please do not over tighten the sensor.

-Optional
Oil adapter plate sold Separate



Do not over tighten bolts when
installing U bracket. Doing so will
cause damage to movement inside.