

Installation guide for Corsa Xtreme 3" Catback Exhaust - Fastback - 2015 GT

Approximate Time: About 1-2 hours depending on skill.

Tools & Equipment used:

- Rhino Ramps
- Ratchet
- 13mm socket
- 15mm socket
- Chocks




Initial Preparation:

1. Carefully back your vehicle onto the Rhino Ramps (If applicable) and chock up both front wheels.
2. Turn off your vehicle and initiate the emergency brake, place the transmission into reverse if manual, or park if automatic.

Removal of Factory Catback:

1. Loosen the clamps in front of the factory resonator using a 15mm socket, do not remove them. Afterwards, pry back the tab located on both clamps. When the tabs are both pulled back, slide the clamps towards the resonator.



2. At the rear of the car you will find two factory hangers, using a 13mm socket remove the screws from the hangers and put them aside, they will be used for the Corsa catback



3. Pull the factory catback away from the catalytic converters. When the front of the catback comes off, push it forward to remove each muffler from its respective hanger.

4. When the stock catback has been removed from the car, remove the factory clamps that you slid back, these will be used for the upcoming Corsa catback installation.



Factory Catback




Factory Catback vs Corsa XTREME Catback

Installation of the Corsa Xtreme Catback

1. Remove the factory clamps from the factory catback and slide them into the catalytic converter pipes. Afterwards, connect the 3" adaptor with the clamps. Slightly tighten down the bolts using a 15mm socket.
2. Slide the provided clamps onto the double X-pipe then attach the double X-pipe onto the adaptor. Make sure the bar on the X-pipe is on the bottom side.




3. Slide the mufflers into the still attached factory hangers, then attach the other factory hangers onto the mufflers. Mount the hangers without bolting them down.



4. Slide another set of provided clamps onto the muffler pipes and slightly tighten them down onto the X-pipe using a 15mm socket.



5. Slide the last set of clamps onto the exhaust tips and tighten them snugly onto the muffler pipes using a 15mm socket.



6. Make sure the exhaust tips are straight and that the Corsa name is facing up.
7. Finish up by tightening down all of the clamps. Bolt down the factory hangers that you removed using a 13mm socket.
8. Turn on your car and listen to the power of the Corsa Xtreme Catback, Enjoy!

My end product:



Installation Instructions written by AmericanMuscle customer John Peroza 5.28.15