




2015-2016 V6 Cold Air Intake

Step 1:
Disconnect the (2) breather lines from the intake tube,
Loosen the hose clamps and
remove the factory intake.



Step 2:
Remove the 10mm bolt holding
the factory air box to the fender.




Step 3:

Install the provided grommets and aluminum fittings into the intake tube.



Step 4:

Install the provided grommets and aluminum fittings into the intake tube.




Step 5:

Install the air box using the factory fender bolt.

Then install the air filter.

Remove the protective film from the air box window and lid before installing with (6) ¼" button head screws and washers.



Step 6:

Connect the C&L intake tube using the provided silicone couplers and hose clamps. Then connect the (2) breather hoses.

