

MIVID

— *by* —

FOOSE

2015 Side Rocker


REQUIRED - Alcohol Wipes
- Adhesion Promoter

1




Clean mounting surface with mild soap and water allow plenty of time for the panel to dry thoroughly. Test fit the rocker to ensure you have them on the proper sided. **Note: A clean surface is essential for proper adhesion.

2




Wipe down the mounting surface with the supplied alcohol wipe.

3




Wipe down the mounting surface with the supplied adhesion promoter.

4



Remove the double side tape backing.

5



Angle the rocker so that the lead edge contacts the panel first. This will ensure the panel is placed as far back as possible.

6



Press the rocker flat, and apply firm even pressure the length of the panel.

