

JLT  
PERFORMANCE


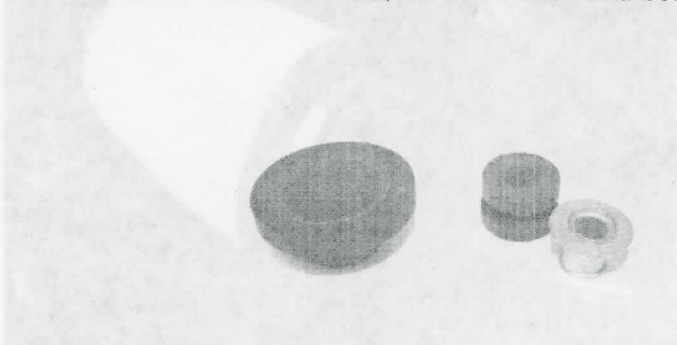
HOME OF THE JLT TRUE COLD AIR

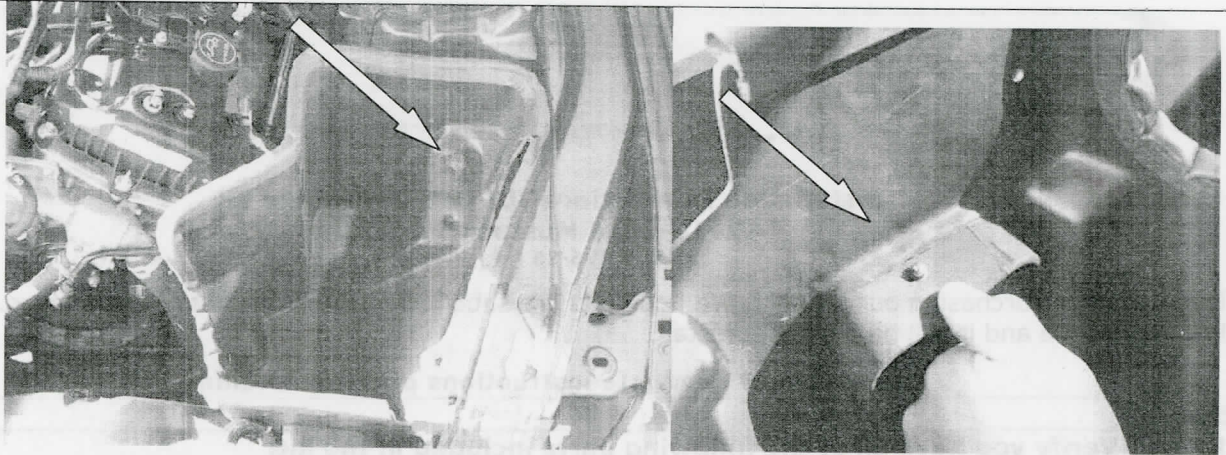
www.JLTtruecoldair.com

**Installation Instructions JLT Cold Air Intake Kit**  
**2015-2016 Mustang V6 3.7**  
#CAI-FMV6-15 (-P); (-HC)

Thank you for purchasing our product. We hope you are satisfied with the look and performance. Take your time and it will be a smooth install.

Please review complete instructions prior to installing.

Step#	
1	<b>Verify you have all of the following parts included in the kit:</b> (1) JLT Intake tube with fittings, (1) 3.5-3" Silicone Reducer, (2) 56 clamp, (1) 5x8 Air Filter, (1) Heat Shield with duct, (1) Foam Heat Shield Insert
2	<b>Gather all of the following tools needed for the installation:</b> 5/16 nut driver, 10mm socket, ratchet, extension. Flat head screw driver or 7mm socket.
3	Remove the stock airbox by loosening the clamp(Screw driver or 7mm socket) at the throttle body and removing the 10mm bolt in airbox. Unplug the 2 PCV connections and remove as a unit. 
4	Remove rubber locating spacer, mounting grommet and metal insert from stock air box and install in JLT Heat Shield. Set JLT shield into stock location and bolt down using stock air box bolt. 




**Line up duct on factory fresh air inlet and slide over. Press down on edge of duct to get the retaining "bump" past the shield.**


- 5** Attach reducer and clamps to the small end of the JLT tube and the air filter to the large end. Lower tube assembly down onto throttle body and into airbox.

**CLAMPS ONLY NEED TO BE SNUG-DO NOT OVER TIGHTEN**

- 6** **OPTIONAL:** Foam heat shield insert- Install as shown below. Designed and included to seal engine heat from the filter while stopped.







## ROTATE TUBE SO THAT THE FILTER IS SITTING LOW IN THE SHIELD

**Oil Filter:** The frequency you should clean your filter will depend on your driving conditions. It is recommended to check your filter at every oil change or 3,000 miles. If there is a build up of dirt as thick as the wire mesh, then it's time to clean your filter. As dirt builds up on your filter, the restriction of the airflow also increases. More frequent cleanings will improve your fuel economy and your vehicle's performance.

To properly clean your oil filter, we recommend the S&B Precision Cleaning & Oiling Kit (located in the Parts Sold Separately Section of our website, [www.JLTtruecoldair.com](http://www.JLTtruecoldair.com)).

Thanks for the business. If you have any questions, please e-mail [info@JLTtruecoldair.com](mailto:info@JLTtruecoldair.com) or call 757-335-1940. Our hours are Monday-Friday, 8:00am – 5:00pm Eastern Time.

**Warranty:** JLT Performance Inc. will repair or replace any part of their product found upon our inspection to be defective in workmanship or material within 1 year from the purchase date for the original purchaser.

**Disclaimer:** JLT Performance Inc. makes no warranties whatsoever, expressed or implied, oral or written to any purchasers, except the warranty above. JLT Performance Inc. hereby specifically excludes from any implied warranty of merchantability or implied warranty of incidental, secondary, or consequential damages of any kind whatsoever. All purchasers and users of products manufactured by JLT Performance Inc. agree to hold harmless and indemnify JLT Performance Inc. from any and all claims arising from their use. Failure to receive notice of any of the limitations contained in this disclaimer shall not serve to extend liability to JLT Performance Inc. for any claims arising out of use of its products.

**Custom Paint Disclaimer:** All custom paint jobs are done by JLT Performance Inc. Every job is different and done by hand. By ordering a custom paint job, you accept this fact and cannot hold JLT Performance liable for the end result not being exactly what you had in your mind.

**Return Policy:** All returns will be subject to a 10%-25% restocking fee. Air Filters will not be accepted for return unless they are in original plastic sealed bag. Please visit [www.JLTtruecoldair.com](http://www.JLTtruecoldair.com) for complete return policy.