


Granatelli Motor Sports


Granatelli Motor Sports, Inc. • 1000 Yarnell Place • Oxnard, CA 93033-2454
805-486-6644 (Phone) • 805-486-6684 (Fax) • Hours: M-F 8AM-5PM (PST)
www.GranatelliMotorSports.com/techsupport.htm TechSupport@GranatelliMotorSports.com

2005-07 Mustang Tire Fryer P/N 760500-B Installation Instructions




Bill of Materials:

- (6) 270003 – Nut, 1/4-20 Hex – Zinc Plated Grade 5
- (6) 270017 – Washer, Flat 1/4" SAE 5/8" O.D.
- (6) 270173 – Bolt, 1/4-20 x .5" long – Stainless Steel
- (1) 760506 – Activation Switch, Line Lock
- (1) 800316 – Bracket, Mounting 05-07 Mustang Line Lock
- (1) 800321 – Kit, Line Lock Lines and Fittings
 - (1) 280069 – Adapter, M12 x 1P Male to Male
 - (1) 280070 – Adapter, M10 x 1P Male to Male
 - (1) 280071 – Adapter, 3/8 x 45 degree Male to Male
 - (1) 280072 – Adapter, 3/8 x 90 degree Male to Male
 - (1) 800317 – Brake Line, ABS to Line-Lock M12 x 1P
 - (1) 800318 – Brake Line, ABS to Line-Lock M10 x 1P
 - (1) 800319 – Brake Line, Line-lock to Brake Line M12 x 1P
 - (1) 800320 – Brake Line, Line Lock to Brake Line M10 x 1P




Before Shot




After Shot





1. This job should take about 1 hour or less. Place the car into a position where it will not need to be moved. Once you disconnect the brake lines you have committed yourself to complete the job.



2. Using a 10mm socket or wrench remove the (1) 10mm bolt that fastens the stock air box to the fender on the drivers side. Using a flat blade screwdriver loosen the clamp that connects the soft below tube to the factory or after market air box.


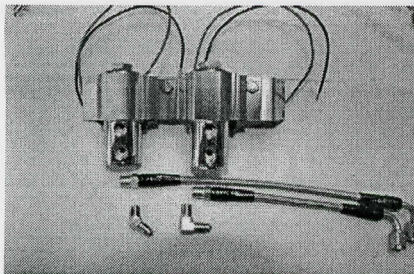


3. Loosen the (1) 10mm bolt that holds the ABS module to the ABS bracket. Once that bolt is removed, remove the (3) 10mm bolts that hold the ABS module to the chassis.




4.

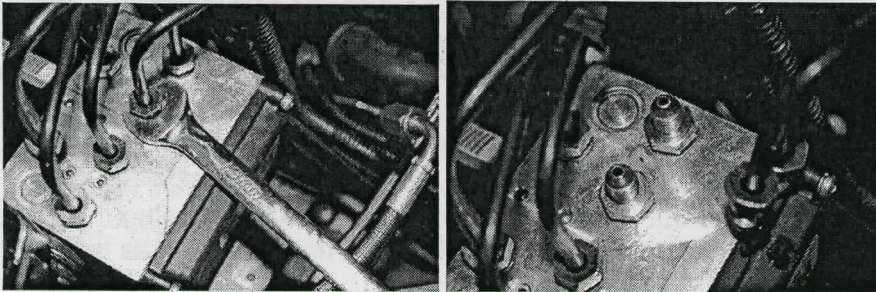
Looking at the 3 pictures above left to right, scribe a line $\frac{3}{4}$ " from the right side of the bracket with the small hook facing you. Next using the GMS supplied Line Lock support bracket (800316) mark the 2 holes the need to be drilled into place. Using a $\frac{17}{64}$ drill bit (or $\frac{1}{4}$ " bit) drill the holes just marked as in the picture to the right above.



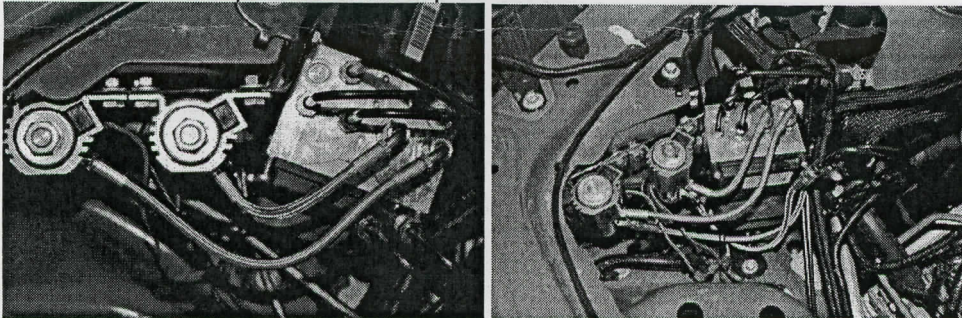
5. Mount both line lock valves to the supplied mounting bracket using supplied hardware. Using Teflon tape, wrap the straight end of the 45 and 90 degree adaptors and the straight male end of 2 of the braided lines as SHOWN. Note: The 45 degree fitting (280071) and long $\frac{3}{8}$ brake line screw into the line lock to the right of the bracket with the bend.
6. Insert each of the wrapped ends into the line locks, with the braided lines going into the inner hole and the adaptors going into the outer hole. The 45 degree adaptor is intended for the tire fryer valve furthers away from the bend in the mounting bracket.
7. Attach the two remaining braided lines to the angled adaptors the longer of which goes to the line lock valve that has the 45 degree fitting.



8. Reinstall the factory ABS bracket by reversing the steps above and then fasten the line lock assembly into the two hole you just drilled using 2 of the supplied $\frac{1}{4}$ x 20 nuts, flat washer and bolts. Here is the line locks installed before the lines are hooked up.



9. Using a 13mm wrench loosen the 2 ABS lines shown in the picture above and install the proper male to male adapters. (1) 280069 and (1) 280070.
 Note – No Teflon tape is used in this step



10. Place the two adaptors male to male into the ABS unit, followed by the top two lines from the line lock unit.
11. Bending the two factory lines to the side of the unit, run the other two braided lines under the plug of the ABS unit to attach to the factory lines. Check all of the lines for final tightness.
12. Bleed the brakes per factory recommendations.
13. Wire the Red wires to the provided switch and attach the other end of the switch to 12 volts.
14. Ground the black wires.
15. Enjoy your GMS Tire Fryer Kit!!

LIMITED WARRANTY:

Granatelli Motor Sports warrants that all products shall be free from defects in materials and/or workmanship for ninety days from the date of purchase (except in-tank and in-line fuel pumps purchased at dealer or wd prices as these items have no warranty and roller rocker arms which have a 12-month limited warranty). The following requirements and exclusions apply: (1) You must be the original purchaser and must complete the warranty registration form (located at www.GranatelliMotorSports.com/warranty.asp) and return the defective product within 10 days after the expiration of the product warranty. Failure to do so voids all warranty, either express or implied set forth herein. (2) You must reside in the United States or Canada and use the product as described in the warranty registration. (3) The product must not have been altered, disassembled, modified, or converted for any other use than intended by Granatelli Motor Sports. (4) The product, or any part thereof, is not used in accordance with the operating parameters specified by Granatelli Motor Sports. (5) The product or any part thereof is damaged or rendered unserviceable due to negligence, vandalism, theft, fire, debris, flood, Act of God, or other peril, malfunction of equipment, or by any cause within the Customer's control. (6) The serial number (if applicable) must not have been altered or removed. The extent of Granatelli Motor Sports' liability under this warranty shall be limited to the prompt correction or replacement, at Granatelli Motor Sports' option and at no cost to the customer other than return shipment, of any defective part of the product determined to be necessary by Granatelli Motor Sports. This only applies if written Granatelli Motor Sports received notice of the claimed defect prior to expiration of the warranty period. All warranties of merchantability and fitness for a particular purpose are expressly excluded. The duration of any and all implied warranties is limited to the duration of this express warranty. All incidental and consequential damages including but not limited to loss profits even if it has been advised of the possibility of such damages are hereby excluded. Regardless of the form of the claim, Granatelli Motor Sports liability for any damages to the customer for such product is limited to the guidelines herein. This stated, expressed warranty is in lieu of all liabilities or obligations of Granatelli Motor Sports for damages arising out of or in connection with delivery, use or performance of the product. This warranty cannot be amended or changed by any Granatelli Motor Sports representative, employee, or agent and any promises inconsistent with this warranty are void and unenforceable against Granatelli Motor Sports. Some states do not allow limitations of incidental or consequential damages, so the above limitations or exclusions may not apply to you. This warranty gives you specific legal rights and you may have other rights that vary from state to state. Your sole remedy for the above warranties is the repair or replacement of the defective product only, at Granatelli Motor Sports' sole discretion.

RETURN POLICY:

Before you return a product for a warranty claim, contact our service department M-F 8AM-5PM (PST) at 805-486-6644 or techsupport@GranatelliMotorSports.com for an RGA number. No returns are accepted without a pre-approved RGA (return goods authorization). No returns on special orders, electrical items or after 90 days from date of original shipment. All returns must be safety packaged in original packaging (if available) and clearly marked with your RGA number on the top and two sides of the box. Please insure your shipment for full replacement value as lost, stolen or items damaged in shipment are not covered by our limited warranty. We recommend using FedEx (www.FedEx.com) or UPS (www.UPS.com) for shipping. Lost, stolen or damaged items claims must be made by the customer and resolved by the freight company and not Granatelli Motor Sports. All returns may be subject to a restocking fee of up to 25%. The balance will be returned in the form of a company check or may be applied as credit towards another purchase.

PERFORMANCE CONSUMER'S BILL OF RIGHTS:

Legally, a vehicle manufacturer cannot void the warranty on a vehicle due to an aftermarket part unless they can prove that the aftermarket part caused or contributed to the failure in the vehicle (per the Magnuson Moss Warranty Act, www.GranatelliMotorSports.com/magnusonmoss.htm (15 U.S.C. 2302(C))). For best results, consider working with performance-oriented dealerships with a proven history of working with customers. If your vehicle manufacturer fails to honor emission/warranty claims, contact EPA at (202) 260-2080 or www.epa.gov. If federal warranty protection is denied, contact the FTC at (202) 326-3128 or www.ftc.gov. For additional information, check out www.GranatelliMotorSports.com/TechSupport.htm.

Disclaimer:

Actual products may vary from photographs shown. For latest information, please call 805-486-6644 first. You can also check out our web site at www.GranatelliMotorSports.com. However, it may have not been updated at the time you actually view it. Therefore, we cannot guarantee the accuracy of the information on our web site. Granatelli Motor Sports is not responsible for any unintentional omissions or typographical errors and reserves the right to make changes to packages, services, operating procedures, colors, materials, features, specifications, part numbers, pricing and to discontinue any products and/or components at any time without prior notice. Some items shown are sold for off-road use only and/or racing use (not street legal) and not intended for use on public highways, customer assumes costs and liability for installation and use. Performance figures shown can vary considerably due to a variety of factors including but not limited to altitude, humidity, barometric pressure, outside temperature, vehicle age, state of vehicle tune, vehicle manufacturer engine tolerances, vehicle modifications, chassis and engine dyno calibration, chassis and engine dyno brand, etc.