

1000 Yarnell Place, Oxnard, CA 93033
(805) 486-6644 Fax (805) 486-6684


GMS DRIVE SHAFT SAFETY LOOPS

FOR 2005-2013 MUSTANG GT & V6

GM-DSL0507, GM-FDSL0507, & GM-RDSL0507

INSTALLATION INSTRUCTIONS

Warning: Please read the following instructions carefully prior to installation!!!



Front Safety Loop


Rear Safety Loop

Installation:


1. Raise the vehicle. Support the vehicle with jack stands to allow as much working room as possible underneath the vehicle. GMS recommends the use of a vehicle hoist/lift for this installation.
2. Install the **GMS Front Drive Shaft Loop** first. Remove (4) nuts securing the (2) exhaust shields located behind the rear transmission mount. Save the hardware. Install the **Front Drive Shaft Loop** mounting plate by positioning it over the (4) production studs that located the exhaust shields re-install the previously removed nuts. Snug up but do not tighten now.
3. Position the Front Safety Loop over the front driveshaft and align the mounting holes in both parts. Install (4) of the supplied 5/16-24 x 1" bolts and washers with the bolts pointing downward. Install (4) washers and the supplied locknuts. Do not tighten now, only remove excess play.
4. Center the drive shaft loop on the drive shaft by adjusting the mounting plate and the safety loop. Once centered tighten the mounting plate nuts to 7-9 ft/lbs and tighten the safety loop mounting bolts to 19-24 ft/lbs.
5. Install the **GMS Rear Drive Shaft Loop** next. Remove the (4) nuts and (2) bolts securing the rearmost heat shields and the air deflectors located in front of the fuel tank. Save the hardware. Install the **Rear Drive Shaft Loop** mounting plate by positioning it over the (4) production studs that located the exhaust shields and the threaded holes that secured the air deflectors. Re-install the previously removed nuts. Do not tighten now.
6. If you want to re-install the air deflectors they need to be modified to eliminate the interference between rear mounting plate and the air deflectors. The thick rubber material and the retaining brackets need to be trimmed so that the air deflector mounting plate sits flat against the rear loop mounting plate when installed.
7. Re-install the (2) stock bolts securing the mounting plate or the mounting plate and the air deflectors. Do not tighten at this time.

8. Position the Rear Safety Loop over the rear driveshaft and align the mounting holes in both parts. Install (4) of the supplied 5/16-24 x 1" bolts and washers with the bolts pointing downward. Install (4) washers and the supplied locknuts. Do not tighten now, only remove excess play.
9. Center the drive shaft loop on the drive shaft by adjusting the mounting plate and the safety loop. Take special care to ensure that the parking brake cable movement is not restricted by the location of the safety loop and the heads of the 5/16" bolts. Once centered tighten the mounting plate nuts and bolts to 12-16 ft/lbs and tighten the safety loop mounting bolts to 19-24 ft/lbs.

Note: If you are going to be racing your vehicle GMS recommends that all mounting points that connect to the vehicle be replaced with Grade "8" 5/16" bolts and washers and be bolted through the floor of the vehicle.



Front Drive Shaft Loop Installed



LIMITED WARRANTY & LIABILITY AGREEMENT

Granatelli Motor Sports warrants that all products shall be free from defects in materials and/or workmanship for 90 days from the date of purchase (except in-tank and in-line fuel pumps purchased at dealer or wd prices as these items have no warranty). The following requirements and exclusions apply: (1) You must be the original purchaser and must complete the warranty registration form (located at www.GranatelliMotorSports.com/warranty.asp) and return the defective product within 10 days of your original purchase. Failure to do so voids all warranty, either express or implied set forth herein. (2) You must reside in the United States or Canada and use the product as described in the warranty registration. (3) The product must not have been altered, disassembled, modified, or converted for any other use than intended by Granatelli Motor Sports. (4) The product, or any part thereof, is not used in accordance with the operating parameters specified by Granatelli Motor Sports. (5) The product or any part thereof is damaged or rendered unserviceable due to negligence, vandalism, theft, fire, debris, flood, Act of God, or other peril, malfunction of equipment, or by any cause within the Customer's control. (6) The serial number (if applicable) must not have been altered or removed. The extent of Granatelli Motor Sports' liability under this warranty shall be limited to the prompt correction or replacement, at Granatelli Motor Sports' option and at no cost to the customer other than return shipment, of any defective part of the product determined to be necessary by Granatelli Motor Sports. This only applies if a written notice of the claimed defect was received by Granatelli Motor Sports prior to expiration of the warranty period. All warranties of merchantability and fitness for a particular purpose are expressly excluded. The duration of any and all implied warranties is limited to the duration of this express warranty. All incidental and consequential damages including but not limited to loss profits even if it has been advised of the possibility of such damages are hereby excluded. Regardless of the form of the claim, Granatelli Motor Sports liability for any damages to the customer for such product is limited to the guidelines herein. This stated, expressed warranty is in lieu of all liabilities or obligations of Granatelli Motor Sports for damages arising out of or in connection with delivery, use or performance of the product. This warranty cannot be amended or changed by any Granatelli Motor Sports representative, employee, or agent and any promises inconsistent with this warranty are void and unenforceable against Granatelli Motor Sports. Some states do not allow limitations of incidental or consequential damages, so the above limitations or exclusions may not apply to you. This warranty gives you specific legal rights and you may have other rights that vary from state to state. Your sole remedy for the above warranties is the repair or replacement of the defective product only, at Granatelli Motor Sports' sole discretion.

RETURN POLICY:

NOTE: No returns accepted without pre-approved RGA (return goods authorization) number clearly marked on the outside of the box. No returns accepted on special orders or after 90 days from date of original shipment. All returns are subject to a 25% restocking fee. Before you return this product, contact our service department M-F 8AM-5PM (PST) at 805-486-6644, Ext. 23 or techsupport@GranatelliMotorSports.com for an RGA number. Returns made without prior authorization will be refused. All returns must be made within 30 days from date of original shipment, safety packaged in original packaging (if available as in-transit damage is not covered by our limited warranty), have the RGA number clearly marked on the top and two sides of the box and be insured for full replacement value. We recommend using UPS or the UPS Store for shipping. In-bound freight is always customer's responsibility. All returns are subject to a restocking fee up to 25%. The balance will be returned in the form of a check or may be applied as credit towards another purchase. Special orders and electrical components are not eligible for returns. For warranty registration, go to: www.GranatelliMotorSports.com/warranty.asp.

PERFORMANCE CONSUMER'S BILL OF RIGHTS:

Legally, a vehicle manufacturer cannot void the warranty on a vehicle due to an aftermarket part unless they can prove that the aftermarket part caused or contributed to the failure in the vehicle (per the Magnuson Moss Warranty Act, www.GranatelliMotorSports.com/magnusonmoss.htm (15 U.S.C. 2302(C))). For best results, consider working with performance-oriented dealerships with a proven history of working with customers. If your vehicle manufacturer fails to honor emission/warranty claims, contact EPA at (202) 260-2080 or www.epa.gov. If federal warranty protection is denied, contact the FTC at (202) 326-3128 or www.ftc.gov.