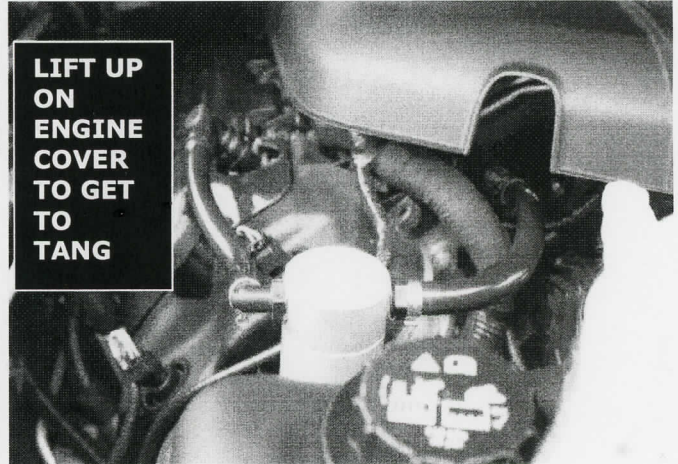
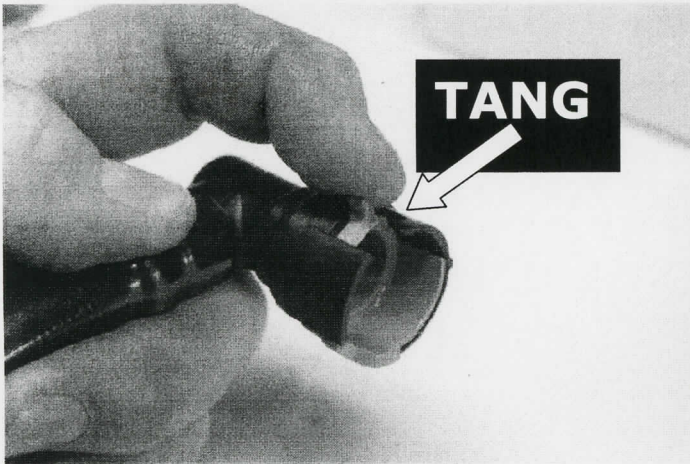


Installation Instructions JLT Oil Separator 3.0 Passenger Side
2011-17 Mustang GT; 2012-13 Boss 302; 2011-14 F-150 5.0L; 2015-17 GT350
#3011P



Remove stock PCV line you are replacing by releasing the plastic tangs and pull the hose off the fittings. Next install new JLT assembly in its place, done!

TO CHECK TANK: HOLD TOP FIRMLY AND UNSCREW BOTTOM



ADJUSTMENTS:

Hoses and fittings can move in shipping, but they are designed to swivel for final adjustment. All hoses and fittings can rotate 360°. To adjust FORD connector, hold hose and twist connector. To adjust hose, hold fitting or separator and twist on the fitting.



For BOSS manifold, raise hose and connect to fitting on manifold. Put wrench on angled fitting and rotate tank until it's level.

If you have any questions on this product please call 757-335-1940 or e-mail tech@JLTtruecoldair.com. Hours are Monday-Friday, 8:00am – 5:00pm Eastern Time.

To properly clean the filter in the oil separator, spray any degreaser or solvent through it and let it air dry. Clean it every 10,000 miles. Thanks for the business.

Warranty: JLT Performance Inc. will repair or replace any part of their product found upon our inspection to be defective in workmanship or material within 1 year from the purchase date for the original purchaser.
Disclaimer: JLT Performance Inc. makes no warranties whatsoever, expressed or implied, oral or written to any purchasers, except the warranty above. JLT Performance Inc. hereby specifically excludes from any implied warranty of merchantability or implied warranty of incidental, secondary, or consequential damages of any kind whatsoever. All purchasers and users of products manufactured by JLT Performance Inc. agree to hold harmless and indemnify JLT Performance Inc. from any and all claims arising from their use. Failure to receive notice of any or the limitations contained in this disclaimer shall not serve to extend liability to JLT Performance Inc. for any claims arising out of use of its products. **Return Policy:** All returns will be subject to a 10%-25% restocking fee. Please visit www.JLTtruecoldair.com for complete return policy.