






**Installation Instructions**  
**JLT Oil Separator, Passenger side (1999-2004 Cobra, 2003-2004 MACH I)**  
**#3018P**

Please review complete instructions prior to installing.

Step#	
1	<b>Verify you have all of the following parts included in the kit:</b> (1) JLT Oil Separator with fittings, (1) mounting bracket, (2) Hoses, (2) M4x10 screws and (1) 1/2" threaded 90° fitting
2	<b>Gather all of the following tools needed for the installation:</b> Phillips screw driver, 10mm wrench or socket/ratchet
3	Remove the 10mm nut/bolt holding the AC line to the engine shown here: 
4	Use previous nut/bolt to mount the JLT bracket
5	Use the supplied screws to mount the JLT Separator to the JLT bracket
6	Thread 90° fitting into the grommet in the valve cover
7	Use oil on the fittings and connect the hoses as shown: 



To properly clean the filter in the Oil Separator, spray any degreaser or solvent through it and let it air dry. Clean it every 10,000 miles. Thanks for the business. If you have any questions, please e-mail [info@JLTtruecoldair.com](mailto:info@JLTtruecoldair.com) or call 757-335-1940. Our hours are Monday-Friday, 8:00am – 5:00pm Eastern Time.

**Warranty:** JLT Performance Inc. will repair or replace any part of their product found upon our inspection to be defective in workmanship or material within 1 year from the purchase date for the original purchaser.  
**Disclaimer:** JLT Performance Inc. makes no warranties whatsoever, expressed or implied, oral or written to any purchasers, except the warranty above. JLT Performance Inc. hereby specifically excludes from any implied warranty of merchantability or implied warranty of incidental, secondary, or consequential damages of any kind whatsoever. All purchasers and users of products manufactured by JLT Performance Inc. agree to hold harmless and indemnify JLT Performance Inc. from any and all claims arising from their use. Failure to receive notice of any or the limitations contained in this disclaimer shall not serve to extend liability to JLT Performance Inc. for any claims arising out of use of its products.  
**Return Policy:** All returns will be subject to a 10%-25% restocking fee. Please visit [www.JLTtruecoldair.com](http://www.JLTtruecoldair.com) for complete return policy.