

**NGK G-Power Platinum Performance Spark Plugs(79-82 5.0L; 87-93 5.0L; 94-95 GT)**

**Time Needed:** about 1 hour

**Tools Needed:** One ratchet, 3" extension, 1.5" extension, Universal joint(wobble extension) 5/8 spark plug socket.

**Removal Procedure:** All spark plugs are placed so there will be no clearance issues, all plugs can be removed and installed without having to remove any parts or pieces other than the ones mentioned in the removal procedure.




**Step 1:** Starting on the drivers side front, remove the plug wire boot off the spark plug.



**Step 1:** Pic continued.



**Step 2:** Using the 5/8 spark plug socket remove the spark plug.



**Installation Procedure:**


**Step 1:** With a new spark plug in hand use a dab of never seize and apply on the threads.




**Step 2:** Thread the new spark plug into the cylinder head.



**Step 3:** With the 5/8 plug socket tighten the spark plug until its snug, give the plug another 1/16 to 1/8 of a turn. Do not over tighten



**Step 4:** Take the spark plug boot that was removed off the old plug and re install it on the new plug.



**Step 5:** Use The removal and installation steps on the other 7 spark plugs.

**Step 6:** Enjoy your new spark plugs.

**Installation Instructions written by AmericanMuscle Customer Vance Clarke 10.30.2014**